













POSITIVE AIRWAY PRESSURE (PAP) INTERFACES

Company	3B Medical Inc	AirAvant Medical	Airway Management Inc	Bleep LLC
Interface	 Rio II Nasal Pillow Mask	 Bongo Rx	 myTAP PAP Nasal Pillow Mask	 DreamPort Sleep Solution
Website	www.3Bproducts.com	www.airavant.com	tapintosleep.com	www.bleepsleep.com
Warranty (months)	3	3	3 (patient compliance guarantee)	3
Available Sizes	S, M, L	S, M, L, XL in starter kit	S, M, L nasal pillows included	One size fits all
Latex-free	X	X	X	X
Intentional Leak @ 10 cm H₂O (l/min)	32	N/A	30	16
Fitting Support Solutions	Fitting instruction insert included with mask.	Includes step-by-step fitting instructions.	Patient and clinician fitting guide included; fitting video on mytappapp.com (DVD available).	No fitting needed.
Pressure Range (cm H₂O)	4-20	N/A	4-18	4-20
Cleaning Instructions	Clean with mild soap and water.	Clean with mild soap and water. (Instructions included.)	After each use, rinse the mouthpiece in cold water and wipe the pillows' outer portion with a damp cloth. Weekly, disassemble and soak parts for no longer than 10 minutes in cold water and mild liquid soap. Remove and rinse in cold water then allow to air dry.	The "pillow" is one-time-use disposable. Clean the mask weekly with warm soapy water, rinse, and air dry.
Headgear Description	Soft 1-piece headgear with adjustable Velcro.	Optional headgear accessory comes with the device.	Headgear is available for the myTAP PAP Nasal Pillow Mask. However, the mask does stay in place without straps.	No headgear.
Interface Description	The Rio II allows the angle of the pillows reservoir to be adjusted to a more customized fit. The floating ball-and-socket elbow adapts to active sleepers and allows for various sleeping positions. Headgear comes standard and in an all sizes kit.	FDA cleared, prescription device for treating mild to moderate obstructive sleep apnea. The Bongo Rx requires no machine, no hoses, and no power as it uses the patient's own exhalation to generate EPAP (expiratory positive airway pressure).	Strapless nasal pillow mask intended for individuals who have been diagnosed as requiring CPAP or bilevel ventilator treatment. MyTAP PAP is intended for single patient adult use in the home, hospital, or other clinical setting.	Weighs less than 1 oz, adhesive seal.
Additional Features	Small nasal pillow with a superior seal due to its ergonomic design.	Soft nasal seals and small enough to fit in a shirt pocket.	No awkward straps or disruptive air leaks. The design of the myTAP PAP NPM is backed by a Compliance Guarantee Program.	The adhesive design means no headgear, which means no vanity lines or hair matting. No in-night adjustments to correct leaks.

Drive DeVilbiss Healthcare	Fisher & Paykel Healthcare
 <p>NasalFit Deluxe EZ CPAP Mask</p>	 <p>Brevida</p>
<p>www.drivemedical.com</p>	<p>www.fphcare.co.nz/homecare/sleep-apnea/masks/brevida</p>
<p>3</p>	<p>3</p>
<p>S, M, L</p>	<p>XS-S, M-L</p>
<p>X</p>	<p>X</p>
<p>Info not available</p>	<p>35 with diffuser</p>
<p>Instruction guide with fitting instructions.</p>	<p>Fitting guides can be found at www.fphcare.co.nz/homecare/sleep-apnea/masks/brevida.</p>
<p>3-20</p>	<p>4-25</p>
<p>Hand wash gently with mild soap and warm water.</p>	<p>Minimal parts to clean; soap in lukewarm water; high level disinfection guide available.</p>
<p>Adjustable lightweight headgear.</p>	<p>The headgear ridges provide tactical feedback to improve adjustability.</p>
<p>Soft silicone cushion, comfortable forehead plate with silicone pad, and a 360° rotational elbow, which are designed to increase comfort, compliance, and mask stability.</p>	<p>F&P Brevida features the AirPillow Seal that rests in and around the nose using the stabilizing side supports, which reduce seals from dislodging during sleep.</p>
<p>Adjustable headgear, easy to assemble cushions, and a lightweight streamlined design help to ensure proper fit and minimal leak during sleep.</p>	<p>F&P Brevida also features VisiBlue—Blue highlights incorporated into key mask components assist patients with mask use, orientation, disassembly, and reassembly. Additionally, the mask includes a diffuser, which reduces noise and draft and is washable.</p>

Company	Hans Rudolph Inc (HRI)		Philips Respironics	ResMed
Interface	 7600 V2 Full Face CPAP Mask	 6860 Quest Full Face CPAP Mask	 DreamWear (Full Face Option)	 AirFit F20
Website	www.rudolphkc.com	www.rudolphkc.com	philips.com/dreamwear	www.resmed.com
Warranty (months)	6 (includes size guarantee)	6 (includes size guarantee)	3	3
Available Sizes	P, XS, S, M, L	P, XS, S, M, L	S, M, L, MW	S, M, L; For Her: S, M
Latex-free	X	X	Not made with natural rubber latex	X
Intentional Leak @ 10 cm H₂O (l/min)	N/A	N/A	30.4	37
Fitting Support Solutions	Call or email HRI for pictorial fitting instructions.	Call or email HRI for pictorial fitting instructions.	Quick start guide attached to each mask. Full instructions in OIS and support tools in DreamMapper.	Fitting template included in packaging.
Pressure Range (cm H₂O)	3-40	3-40	4-20	3-40
Cleaning Instructions	Mask, swivel dishwasher safe. Can hand-clean headgear. V2: steam autoclaved, liquid chemical, hot water pasteurized in a hospital setting.	Hand wash gently with mild soap and warm water.	Hand wash in warm water with a mild liquid dish washing detergent. Rinse thoroughly. Air dry completely. Lay the fabric parts flat or line dry.	Daily: Disassemble components according to disassembly instructions. Handwash separated cushion and elbow. Remove facial oils from the cushion after use. Use a soft bristle brush to clean the vent of the elbow. Inspect each component and, if required, repeat washing until visually clean. Rinse all components well with drinking quality water and allow to air dry out of direct sunlight, then reassemble. Weekly: Handwash headgear and frame. The magnetic clips can be left on for washing.
Headgear Description	Simple strap foam headgear with side adjustments and top of the head triglide adjustment.	Simple strap foam headgear with side adjustments and top of the head triglide adjustment.	All fabric non-slip headgear with magnetic clips.	The plush headgear comes in 3 sizes—small, standard, and large.
Interface Description	One piece of molded silicone. No painful forehead support. No hard plastic frame. Goes below the chin to the top of the nose.	One piece of molded thermoplastic elastomers (TPE). No painful forehead support. No hard plastic frame. Goes below the chin to the top of the nose.	DreamWear's design allows patients more freedom of movement and lets patients feel like they are not wearing a mask at all.	The Infinity Seal is specifically designed to fit all patients and perform across a wide range of therapy pressures. It features specially designed loops and varying thickness levels designed to make fitting simple.
Additional Features	Detachable swivel port, airtight seal, new headgear.	Detachable swivel port, airtight seal.	The Philips Respironics DreamWear frame supports full face, nasal, and gel pillows cushions. DreamWear's design directs airflow through the frame, and the tubing connection located at the top of the head allows patients to sleep in any position they desire—on their stomach, side, or back.	Soft and flexible frame sits underneath the eyes and adapts to different face types, while its integrated passing provides added softness. Magnetic clips guide the headgear to the frame. Quick release elbow disconnects from the mask tubing without removing the mask.

Information for this guide based on data submitted by product manufacturers. Sleep Review strives for accuracy in all data but cannot be held responsible for claims made by manufacturers. All PAP interfaces may not be included. E-mail sroy@medqor.com to be considered for the next update.

Sunset Healthcare Solutions	Vyaire Medical
	
Deluxe CPAP Mask	Advantage Series Full Face Mask
www.sunsethcs.com	www.vyaire.com
1	1
S, M, L	S, M, L, XL
X	X
25	Info not available
Instruction sheet and optional size guide.	Instructions for use included with purchase.
4-20	3-20
Daily: Wipe the mask and cushion using a CPAP cleaning wipe or hand wash with a mild soap and warm water. Rinse and lay flat to dry. Weekly: Hand wash the mask and headgear with a mild detergent in warm water. Rinse thoroughly and lay flat to dry out of direct sunlight. Do not machine wash, dry, or iron the headgear. Do not use scented soaps or oils, bleach, or alcohol to clean any of the mask components as they may leave a residual smell or damage the mask.	Clean with mild detergent. It does not require disassembly.
Soft black with hook and loop fastener.	Adjustable headgear.
Lightweight, minimalist mask with a great value. Available in full face and nasal.	Seal around the nose and mouth with triple layer seal design.
Silicone replaceable cushion. 360° dual-swivel elbow port allows for free movement while connected to tubing. Quick-release clips allow mask removal without resetting the headgear.	360° elbow swivel with anti-asphyxia valve, built-in vent openings.